



Genel açıklama:

T/CC-SHT serisi aksiyal duman egzoz fanları 300°C ve 400°C'ye 2 saat dayanımlı (F300/F400) olup duman tahliye sistemlerinde jet fanlarla birlikte kullanılmaktadır.

Çapları 450mm'den başlayıp 1120mm'ye kadar 16 farklı model vardır. Çalışma aralığı temiz hava şartlarında -20°C ile +50°C aralığında öngörülmüştür.

Yapı:

Gövdesi galvaniz sacdan mamul; kanat malzemesi alüminyum malzemeden yapılmıştır.

Motor:

Motor tipi TEAO olup; motor verim sınıfı IE1-IE2'dir. Motor yalıtımı sınıfı H; koruma sınıfı IP54-IP55'dir.

Başka Opsiyonlar:

Ex-proof motorlu atex modelleri de gene 450mm çapdan başlayarak 1000mm çapa kadar T/CC-ATX serisi olarak temin edilebilir. (SF 62)

İstenilen debi ve basınca uygun özel üretim; çift devirli motor seçeneği

Aksesuarlar:

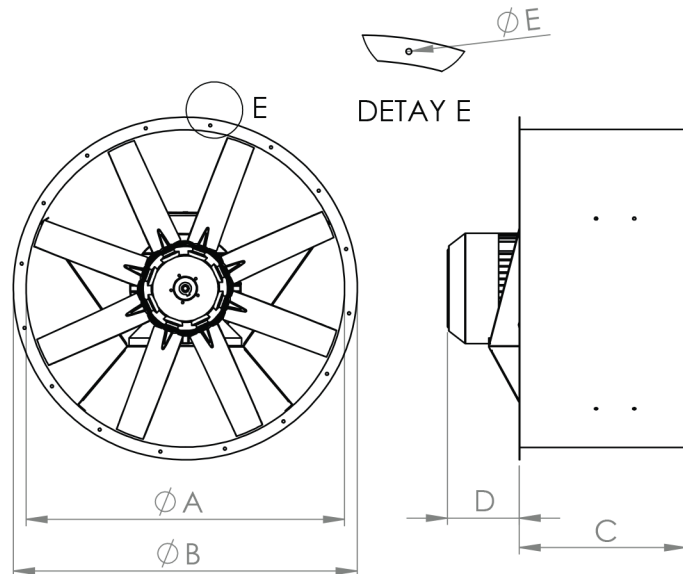
Trifaze Frekans Konvertörü (T/TPFC), Koruma Teli (T/CCr), Aksiyal Fan Montaj Ayağı (T/CCst), Düz Karşı Flanş (T/CCf), Konnektör (T/CCga), Titreşim Takozu (T/CCvf), Titreşim Yayı (T/CCvs) ve Kontrol Panosu (T/SC) Yuvarlak kanal tipi susturucu (T/CCsa)

T/CC-SHT

T/TCC-SHT Serisi: Kanal Tipi Aksiyal Duman Egzoz Fanı F300 -F400

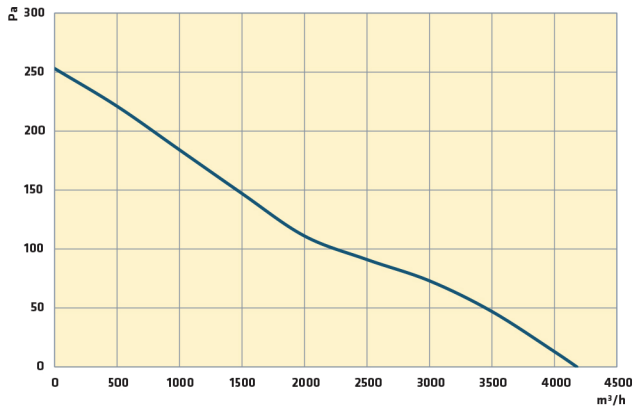
Artikül	Model	Ø	U	RPM	U	P	Pm	In	IP/CI	Min Max	Q	Lw
		(mm)	T/M	(d/dk)	(V-Hz)	(n°)	(kW)	(A)		(T°)	(m3/h)	dB(A)
TCCF300	T/CC-SHT 450-5-25	450	T	1456	380V-50Hz	4	0,55	1,36		-20/50	4180	69
TCCF301	T/CC-SHT 500-5-25	500	T	1453	380V-50Hz	4	0,55	1,36	55 / H	-20/50	5845	72
TCCF302	T/CC-SHT 560-5-25	560	T	1466	380V-50Hz	4	0,75	1,71	55 / H	-20/50	8150	75
TCCF303	T/CC-SHT 630-5-30	630	T	1465	380V-50Hz	4	1,10	2,56	55 / H	-20/50	13480	80
TCCF304	T/CC-SHT 710-5-30	710	T	1472	380V-50Hz	4	1,50	3,19	55 / H	-20/50	19210	83
TCCF305	T/CC-SHT 800-5-30	800	T	1459	380V-50Hz	4	2,20	4,61	55 / H	-20/50	25560	85
TCCF307	T/CC-SHT 800-5-35	800	T	1463	380V-50Hz	4	3,00	5,94	55 / H	-20/50	30940	89
TCCF308	T/CC-SHT 900-5-35	900	T	1471	380V-50Hz	4	4,00	7,62	55 / H	-20/50	39250	90
TCCF309	T/CC-SHT 900-5-40	900	T	1472	380V-50Hz	4	5,50	10,60	55 / H	-20/50	44635	93
TCCF310	T/CC-SHT 1000-5-40	1000	T	1478	380V-50Hz	4	7,50	14,20	55 / H	-20/50	55700	94
TCCF312	T/CC-SHT 900-8-40	900	T	1454	380V-50Hz	4	11,00	21,00	55 / H	-20/50	46200	94
TCCF313	T/CC-SHT 1000-8-40	1000	T	1456	380V-50Hz	4	15,00	28,40	55 / H	-20/50	62250	97
TCCF314	T/CC-SHT 1000-8-45	1000	T	1458	380V-50Hz	4	18,50	35,20	55 / H	-20/50	69070	99
TCCF315	T/CC-SHT 1120-8-40	1120	T	1471	380V-50Hz	4	22,00	42,40	55 / H	-20/50	86620	100
TCCF316	T/CC-SHT 1120-8-45	1120	T	1474	380V-50Hz	4	30,00	54,80	55 / H	-20/50	95270	102
TCCF317*	T/CC-SHT 1120-12-50	1120	T	750/1500	380V-50Hz	4	9,2/37	54,80	55 / H	-20/50	95270	102

ÖLÇÜLER

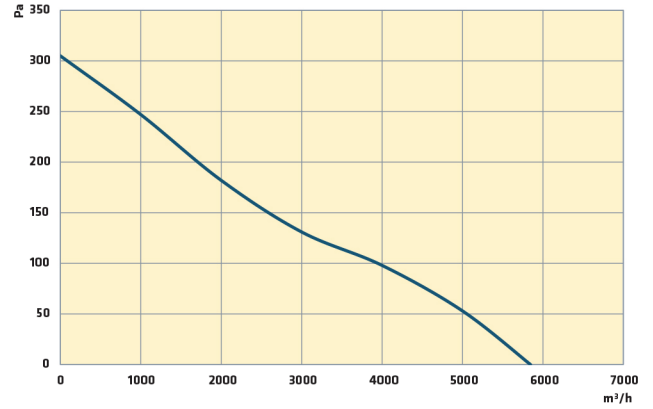


Article	Model	A (mm)	B (mm)	C (mm)	D (mm)	E (mm)	N Delik (ad)
TCCF300	T/CC-SHT 450-5-25 T4 0,55 kW F300	450	530	320	50	11	8
TCCF301	T/CC-SHT 500-5-25 T4 0,55 kW F300	500	580	320	70	11	8
TCCF302	T/CC-SHT 560-5-25 T4 0,75 kW F300	560	640	320	60	11	12
TCCF303	T/CC-SHT 630-5-30 T4 1,1 kW F300	630	710	420	45	11	12
TCCF304	T/CC-SHT 710-5-30 T4 1,5 kW F300	710	790	420	25	11	12
TCCF305	T/CC-SHT 800-5-30 T4 2,2 kW F300	800	880	420	50	11	16
TCCF307	T/CC-SHT 800-5-35 T4 3 kW F300	800	880	420	50	11	16
TCCF308	T/CC-SHT 900-5-35 T4 4 kW F300	900	980	520	0	11	16
TCCF309	T/CC-SHT 900-5-40 T4 5,5 kW F300	900	980	520	35	11	16
TCCF310	T/CC-SHT 1000-5-40 T4 7,5 kW F300	1000	1080	520	150	11	16
TCCF312	T/CC-SHT 900-8-40 T4 11 kW F300	900	980	520	75	11	16
TCCF313	T/CC-SHT 1000-8-40 T4 15 kW F300	1000	1080	520	180	11	16
TCCF314	T/CC-SHT 1000-8-45 T4 18,5 kW F300	1000	1080	520	250	11	16
TCCF315	T/CC-SHT 1120-8-40 T4 22 kW F300	1120	1200	520	250	11	16
TCCF316	T/CC-SHT 1120-8-45 T4 30 kW F300	1120	1200	520	300	11	16
TCCF317*	T/CC-SHT 1120-12-50 T4 9,2/37 kW F300	1120	1200	520	300	11	16

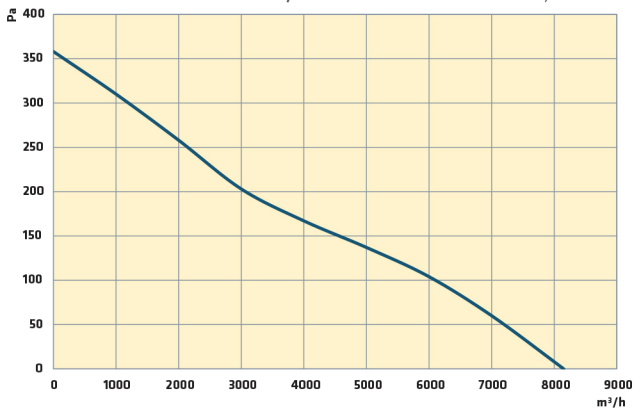
T/CC-SHT 450-5-25 T4 0,55 kW



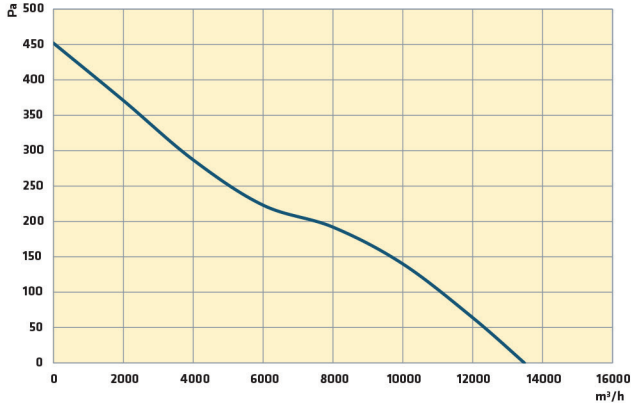
T/CC-SHT 500-5-25 T4 0,55 kW



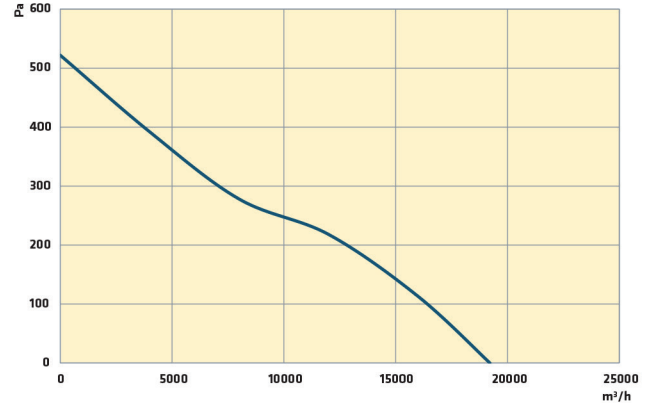
T/CC-SHT 560-5-25 T4 0,75 kW



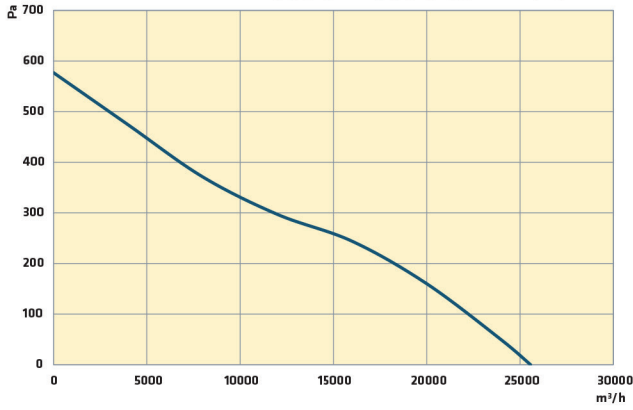
T/CC-SHT 630-5-30 T4 1,10 kW



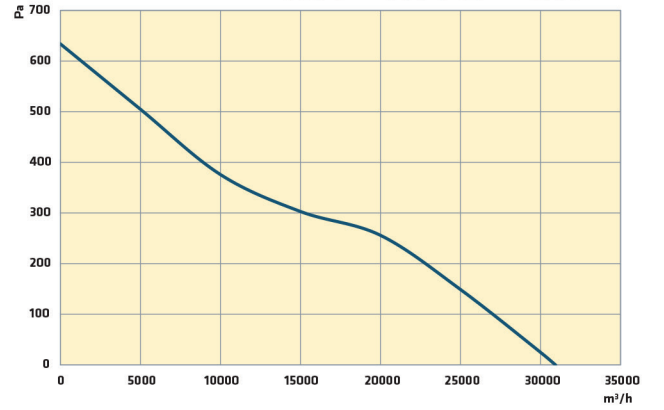
T/CC-SHT 710-5-30 T4 1,50 kW



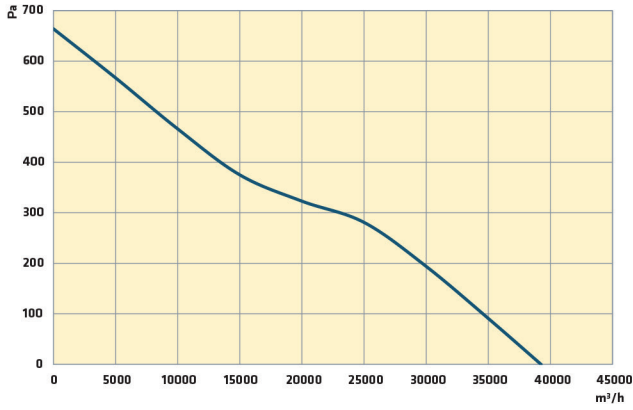
T/CC-SHT 800-5-30 T4 2,20 kW



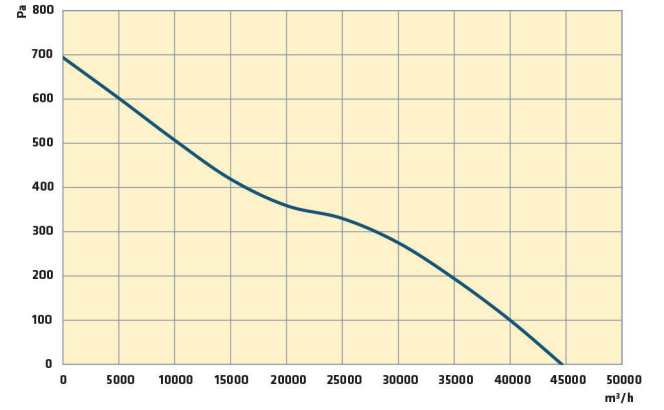
T/CC-SHT 800-5-35 T4 3,00 kW



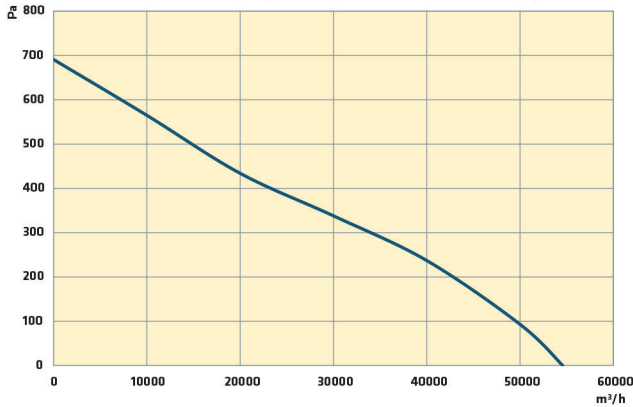
T/CC-SHT 900-5-35 T4 4,00 kW



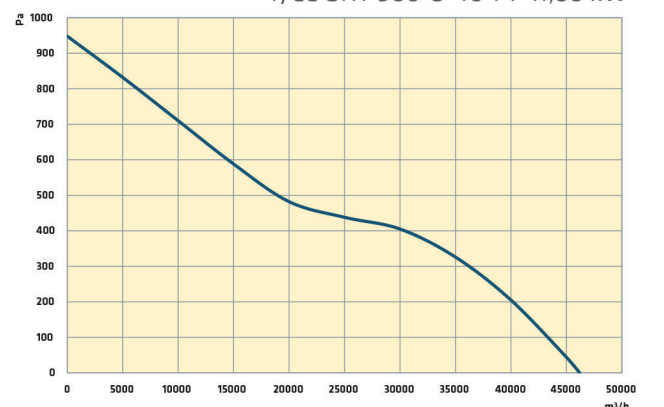
T/CC-SHT 900-5-40 T4 5,50 kW

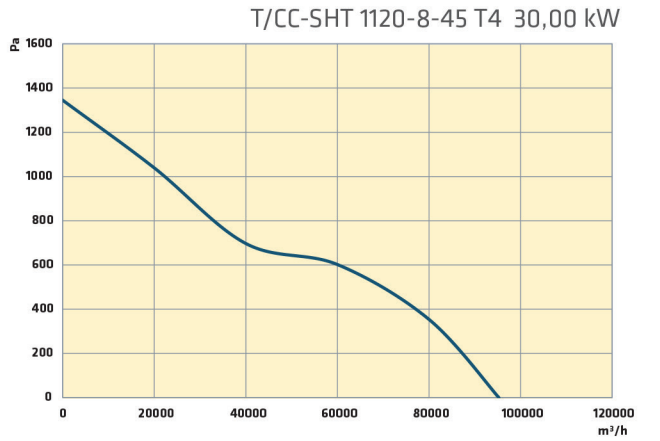
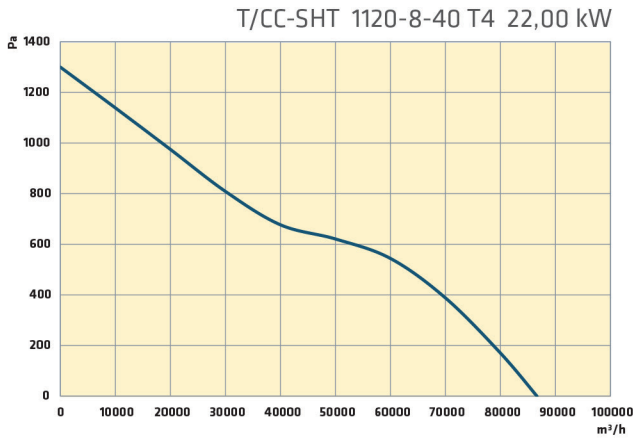
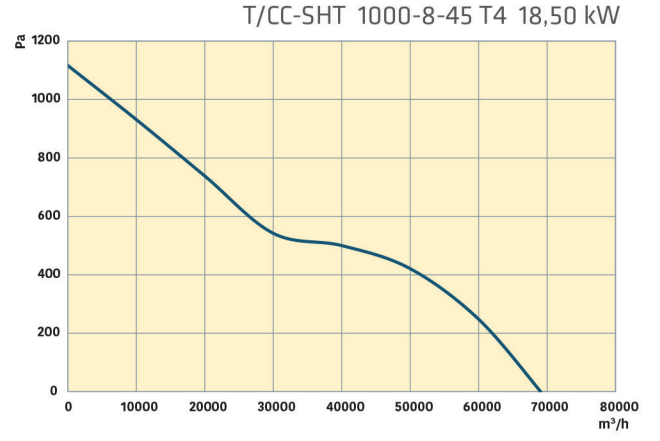
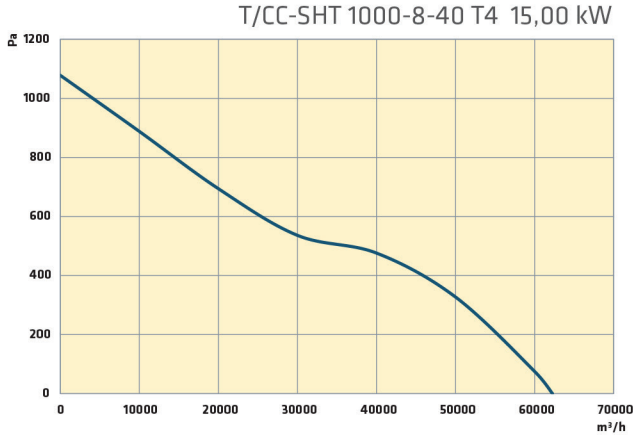


T/CC-SHT 1000-5-40 T4 7,50 kW



T/CC-SHT 900-8-40 T4 11,00 kW





AKSESUARLAR

- Trifaze Frekans Konvertörü (T/TPFC)
- Yuvarlak Kanal Tipi Susturucu (T/CCsa)
- Koruma Teli (T/CCr)
- Aksiyal Fan Montaj Ayağı (T/CCst)
- Düz Karşı Flanş (T/CCf)
- Konnektör (T/CCga)
- Titreşim Takozu (T/CCvf)
- Titreşim Yayı (T/CCvs)
- Kontrol Panosu (T/SC)

