

Genel açıklama:

T/CC serisi aksiyal fanlar özellikle yüksek debiye sahip ve nispeten düşük basınç kayıplarının olduğu endüstriyel ve ticari binaların soğutma ve havalandırma sistemlerinde kullanılmaktadır.

Çapları 400mm'den başlayıp 1120mm'ye kadar 16 farklı model vardır. Çalışma aralığı temiz hava şartlarında -20°C ile +50°C aralığında öngörülmüştür.

Yapı:

Gövdesi galvaniz sacdan mamul; kanat malzemesi alüminyum malzemeden yapılmıştır.

Motor:

Motor tipi TEFC olup; motor verim sınıfı IE2-IE3'dür. Motor yalıtımı sınıfı F; koruma sınıfı IP55'dür.

Başka Opsiyon:

T/CC-ATX serisi 450mm'den 1000mm'ye kadar çaplarda (SF 62); duman tahliye kullarılan T/CC-SHT serisi 450mm çaptan başlayarak 300 ve 400 C'ye kadar 2 saat dayanımlı modelleri mevcuttur (SF 76).

İstenilen debi ve basınca özel üretim; alüminyum ve plastik kanat seçeneği, çift devirli motor seçeneği

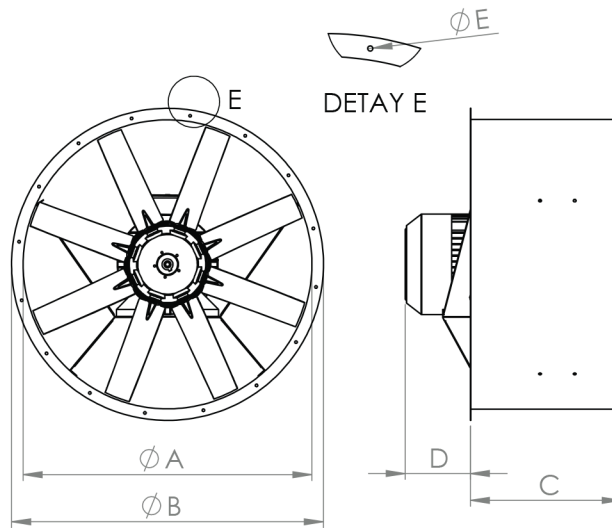
Aksesuarlar:

Trifaze Frekans Konvertörü (T/TPFC), Koruma Teli (T/CCr), Aksiyal Fan Montaj Ayağı (T/CCst), Düz Karşı Flanş (T/CCf), Konnektör (T/CCga), Titreşim Takoğu (T/CCvf), Titreşim Yayı (T/CCvs), Kontrol Panosu (T/SC) Yuvarlak kanal tipi susturucu (T/CCsa)

T/CC T/CC Serisi: Kanal Tipi Aksiyal Fan

Artikel	Model	Ø	U	RPM	U	P	Pm	In	IP/CI	Min	Q	Lw
		(mm)	T/M	(d/dk)	(V-Hz)	(n°)	(kW)	(A)		(T°)	(m3/h)	dB(A)
TCC0000	T/CC 400-5-25	400	T	1450	380V-50Hz	4	0,37	1,20	55/F	-20/50	2895	66
TCC0001	T/CC 450-5-25	450	T	1456	380V-50Hz	4	0,55	1,60	55/F	-20/50	4180	69
TCC0002	T/CC 500-5-25	500	T	1453	380V-50Hz	4	0,55	1,60	55/F	-20/50	5845	72
TCC0003	T/CC 560-5-25	560	T	1466	380V-50Hz	4	0,75	2,10	55/F	-20/50	8150	75
TCC0004	T/CC 630-5-30	630	T	1465	380V-50Hz	4	1,10	2,80	55/F	-20/50	13480	80
TCC0005	T/CC 710-5-30	710	T	1472	380V-50Hz	4	1,50	3,70	55/F	-20/50	19210	83
TCC0006	T/CC 800-5-30	800	T	1459	380V-50Hz	4	2,20	5,30	55/F	-20/50	25560	85
TCC0007	T/CC 800-5-35	800	T	1463	380V-50Hz	4	3,00	6,40	55/F	-20/50	30940	89
TCC0008	T/CC 900-5-35	900	T	1471	380V-50Hz	4	4,00	8,60	55/F	-20/50	39250	90
TCC0009	T/CC 900-5-40	900	T	1472	380V-50Hz	4	5,50	11,80	55/F	-20/50	44635	93
TCC0010	T/CC 1000-5-40	1000	T	1478	380V-50Hz	4	7,50	15,40	55/F	-20/50	54570	94
TCC0012	T/CC 900-8-40	900	T	1454	380V-50Hz	4	11,00	22,40	55/F	-20/50	46200	94
TCC0013	T/CC 1000-8-40	1000	T	1456	380V-50Hz	4	15,00	30,40	55/F	-20/50	62250	97
TCC0014	T/CC 1000-8-45	1000	T	1458	380V-50Hz	4	18,50	38,40	55/F	-20/50	69070	99
TCC0015	T/CC 1120-8-40	1120	T	1471	380V-50Hz	4	22,00	44,40	55/F	-20/50	86620	100
TCC0016	T/CC 1120-8-45	1120	T	1474	380V-50Hz	4	30,00	57,30	55/F	-20/50	95270	102

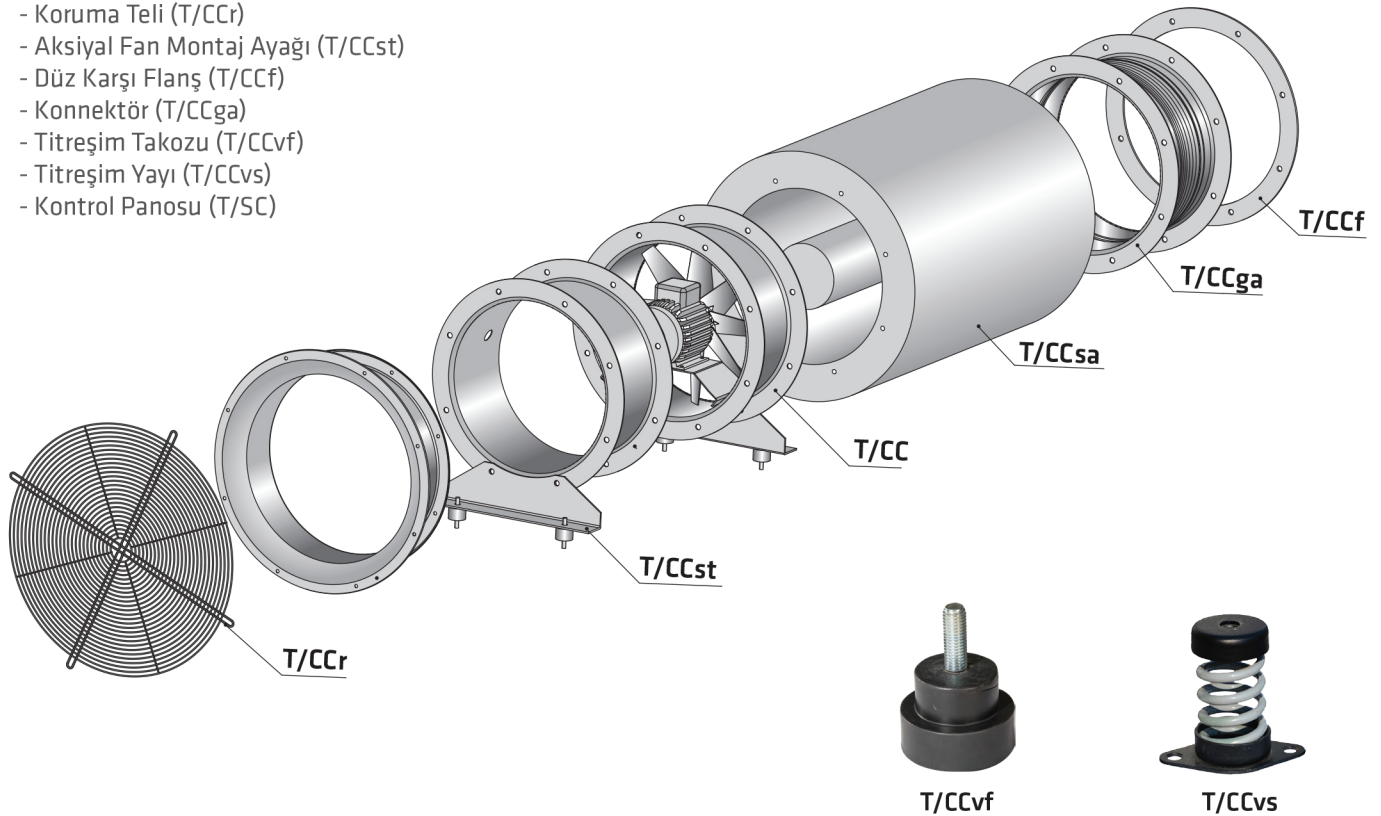
ÖLÇÜLER



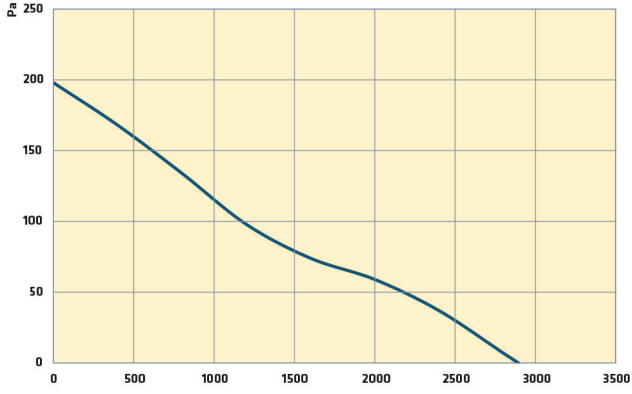
Article	Model	A (mm)	B (mm)	C (mm)	D (mm)	E (mm)	N Delik (ad)
TCC0000	T/CC 400-5-25 T4 0,37 kW	400	480	320	30	11	8
TCC0001	T/CC 450-5-25 T4 0,55 kW	450	530	320	50	11	8
TCC0002	T/CC 500-5-25 T4 0,55 kW	500	580	320	70	11	8
TCC0003	T/CC 560-5-25 T4 0,75 kW	560	640	320	60	11	12
TCC0004	T/CC 630-5-30 T4 1,1 kW	630	710	420	45	11	12
TCC0005	T/CC 710-5-30 T4 1,5 kW	710	790	420	25	11	12
TCC0006	T/CC 800-5-30 T4 2,2 kW	800	880	420	50	11	16
TCC0007	T/CC 800-5-35 T4 3 kW	800	880	420	50	11	16
TCC0008	T/CC 900-5-35 T4 4 kW	900	980	520	0	11	16
TCC0009	T/CC 900-5-40 T4 5,5 kW	900	980	520	35	11	16
TCC0010	T/CC 1000-5-40 T4 7,5 kW	1000	1080	520	150	11	16
TCC0012	T/CC 900-8-40 T4 11 kW	900	980	520	75	11	16
TCC0013	T/CC 1000-8-40 T4 15 kW	1000	1080	520	180	11	16
TCC0014	T/CC 1000-8-45 T4 18,5 kW	1000	1080	520	250	11	16
TCC0015	T/CC 1120-8-40 T4 22 kW	1120	1200	520	250	11	16
TCC0016	T/CC 1120-8-45 T4 30 kW	1120	1200	520	300	11	16

AKSESUARLAR

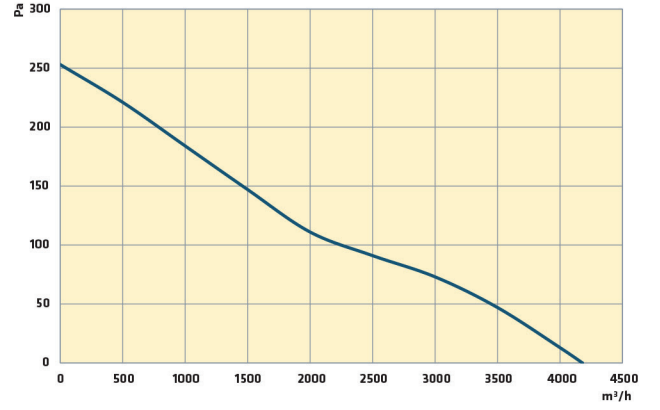
- Trifaze Frekans Konvertörü (T/TPFC)
- Yuvarlak Kanal Tipi Susturucu (T/CCsa)
- Koruma Teli (T/CCr)
- Aksiyal Fan Montaj Ayağı (T/CCst)
- Düz Karşı Flanş (T/CCf)
- Konnektör (T/CCga)
- Titreşim Takozu (T/CCvf)
- Titreşim Yayı (T/CCvs)
- Kontrol Panosu (T/SC)



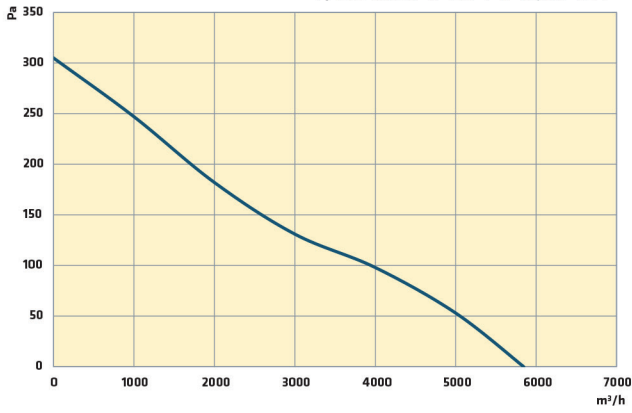
T/CC 400-5-25 T4 0,37 kW



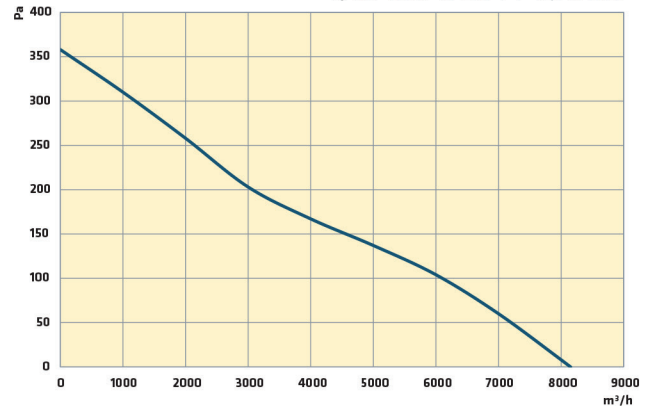
T/CC 450-5-25 T4 0,55 kW



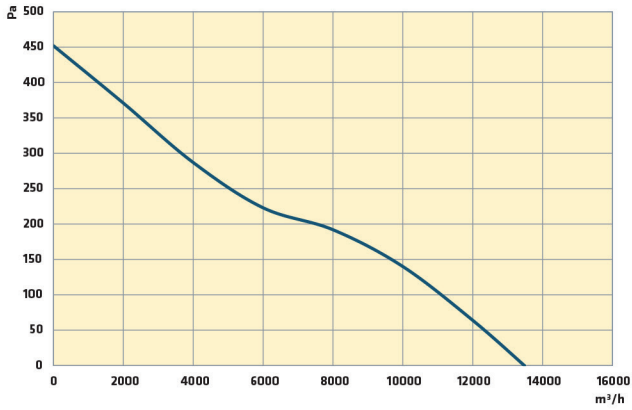
T/CC 500-5-25 T4 0,55 kW



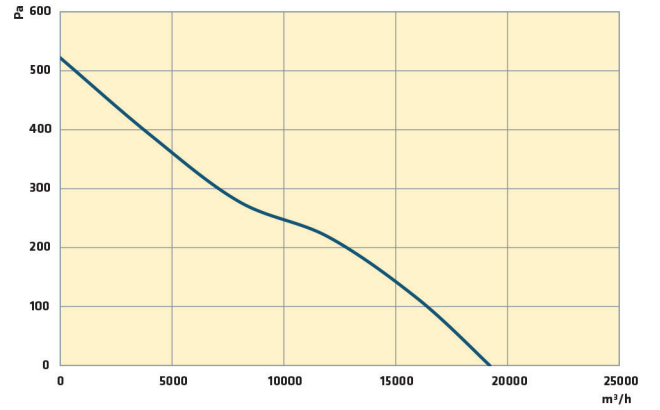
T/CC 560-5-25 T4 0,75 kW



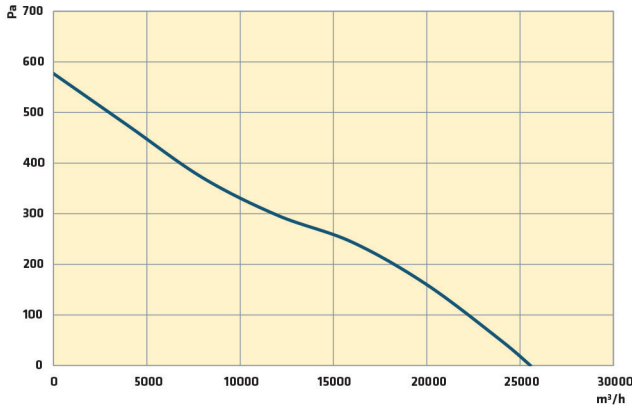
T/CC 630-5-30 T4 1,10 kW



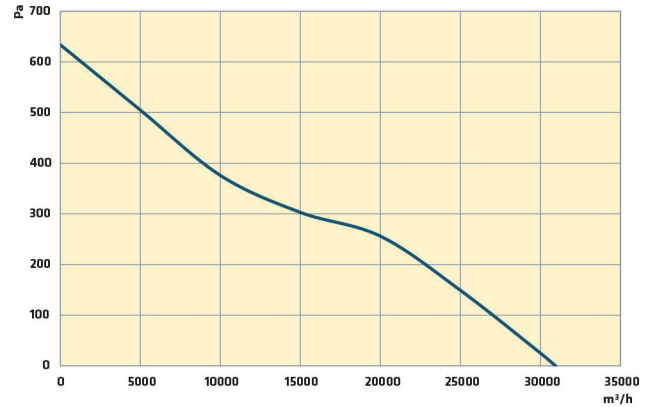
T/CC 710-5-30 T4 1,50 kW



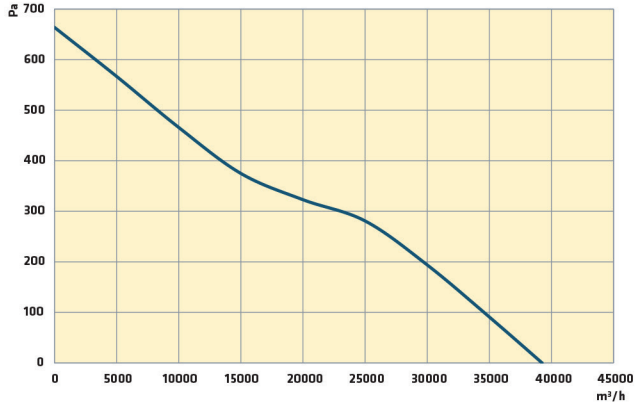
T/CC 800-5-30 T4 2,20 kW



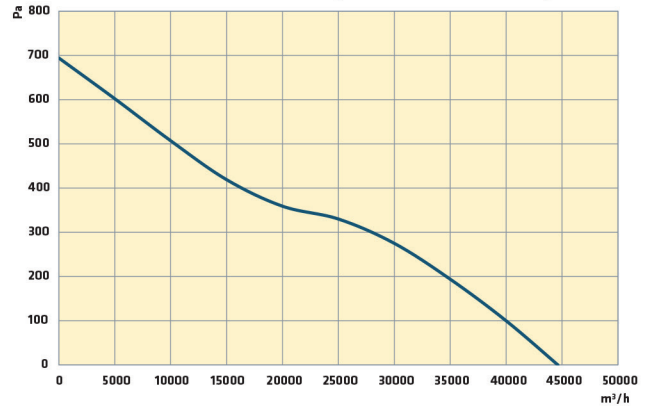
T/CC 800-5-35 T4 3,00 kW



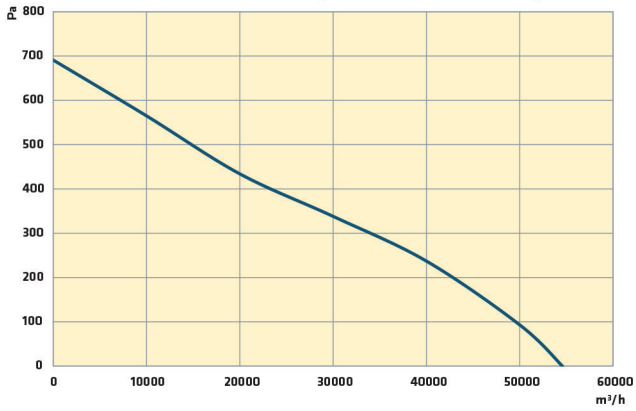
T/CC 900-5-35 T4 4,00 kW



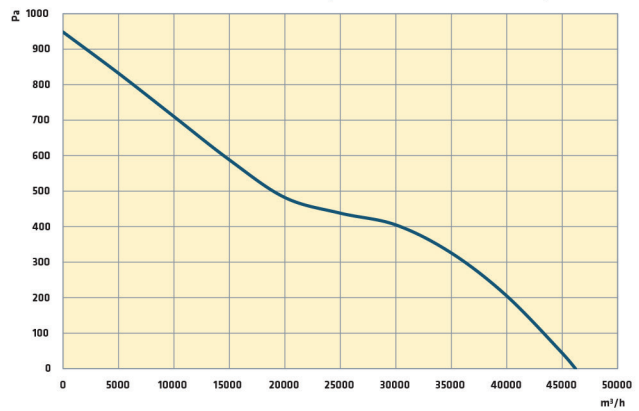
T/TC 900-5-40 T4 5,50 kW



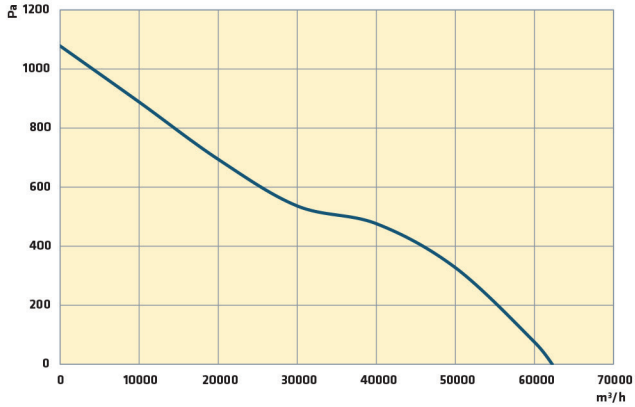
T/CC 1000-5-40 T4 7,50 kW



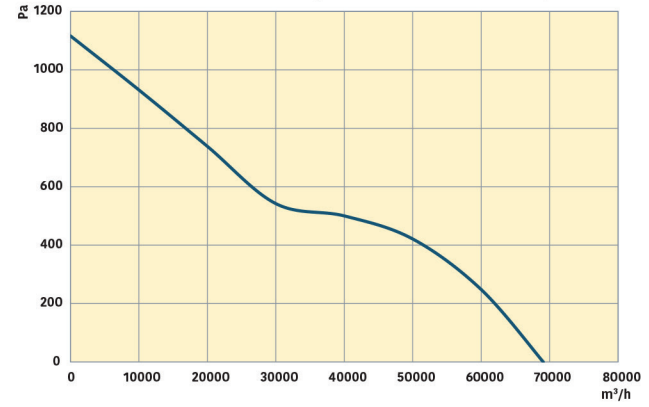
T/CC 900-8-40 T4 11,00 kW



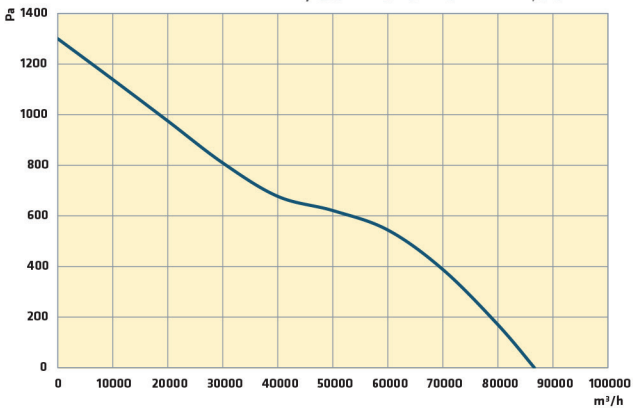
T/CC 1000-8-40 T4 15,00 kW



T/CC 1000-8-45 T4 18,50 kW



T/CC 1120-8-40 T4 22,00 kW



T/CC 1120-8-45 T4 30,00 kW

